


Cooling/Heating Units

DX AIR COOLED



EBH16 Cooling Unit Shown

Type H EBH Models

EBH is a blow-through cooling/heating unit, with the blower mounted behind the evaporator coil. It is designed for use without ducts. It is installed high in a closet, with air discharged directly into the room.

EBH models are available in capacities of 14,000 and 16,000 Btu. They are used with Cruisair ACA or ACH remote condensing units.

The EBH unit consists of an evaporator coil, refrigerant line connections, condensate drain pan and variable-speed blower. A separate mounting frame must be used to secure the unit. The condensate drain pan is lined with anti-slosh, antifungal foam, which also acts as a noise dampening material.

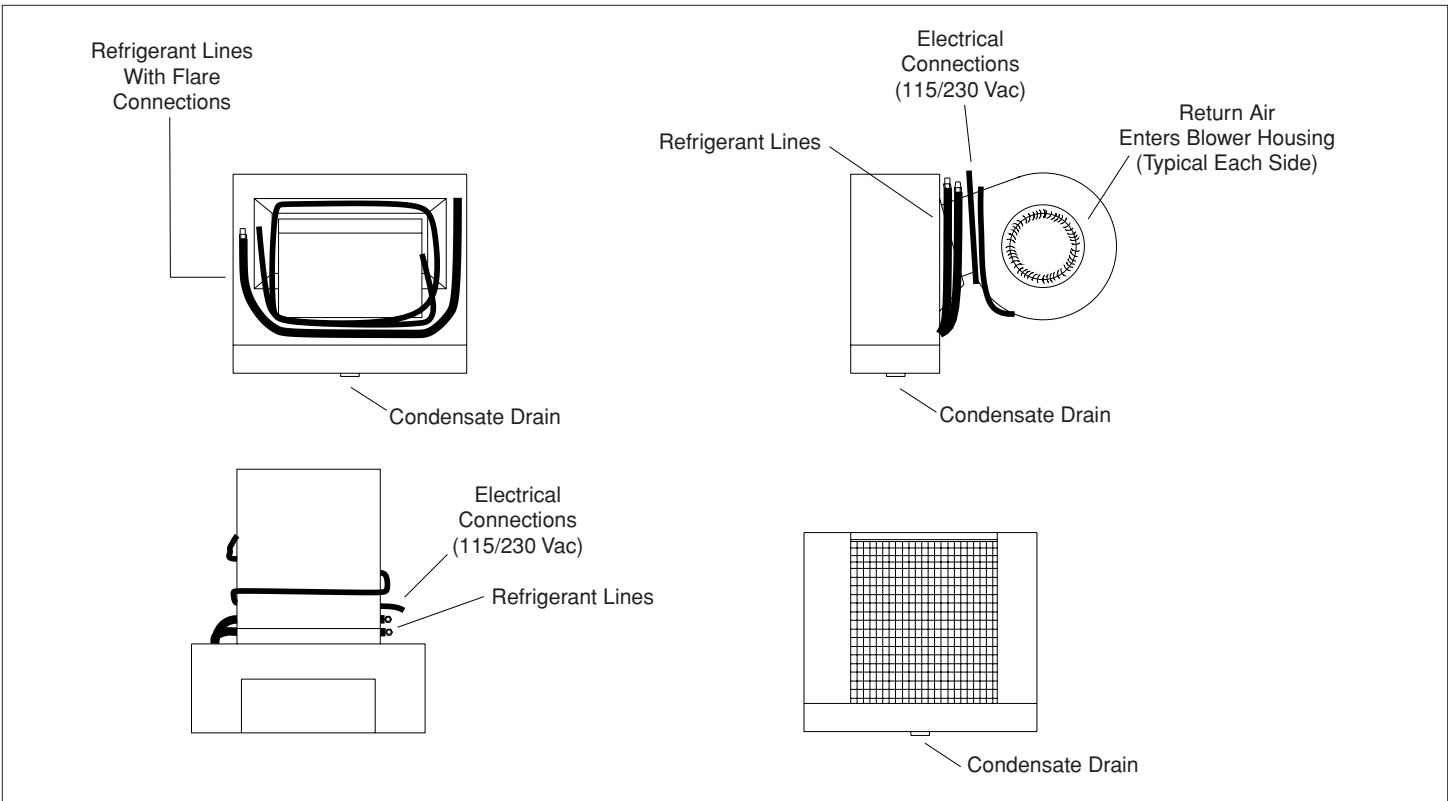
Flexible marriage bands can be used on the face of the unit to direct the discharge airflow downwards when the unit is installed in the ceiling.

All EBH models can be used with either rotary knob switches or the SMX series computerized controls.

Cruisair[®]
Chill Out In Style

Features

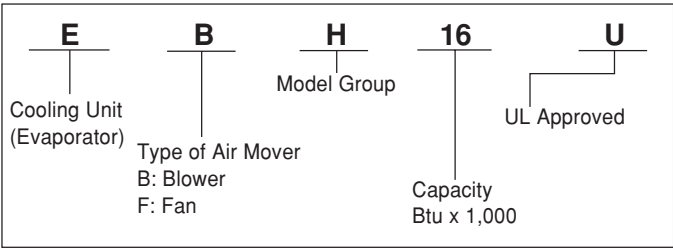
- 14,000 and 16,000 Btu
- 115 and 230 VAC, 50/60 Hz models
- UL listed models available
- Works with Cruisair ACA/ACH condensing units
- Blower mounted behind evaporator coils
- Integral condensate drain pan with anti-slosh, antifungal foam.



TECHNICAL SPECIFICATIONS

Model	Capacity (Btu/hr)	Freq. Hz	Voltage VAC	Amps	Height (in/mm)	Width (in/mm)	Depth (in/mm)	Weight (lb/kg)	Air Flow cfm/cmh	UL Listed
EBH14U	14,000	50/60	115	2.9	13.0/330	15.75/400	17.25/438	21/9.5	530/890	YES
EBH16	16,000	50/60	115	2.9	13.0/330	15.75/400	17.25/438	21/9.5	530/890	NO
EBH16C	16,000	50/60	230	1.5	13.0/330	15.75/400	17.25/438	21/9.5	530/890	NO

INTERPRETING MODEL NUMBERS



RECOMMENDED MINIMUM GRILL SIZES

Btu/hr	Return Air (sq in/cm)	Discharge Air (sq in/cm)
14,000	144/936	144/936
16,000	144/936	144/936



Distributed in the USA by:
 AAP Inc. • P.O. Box 430 • Milford, VA 22514
 Phone (804) 633-9454 • FAX (804) 633-5499 • www.aap.com

