


# Condensing Units

DX AIR COOLED



ACH14B and ACH14HB Condensing Units Shown

## Type A ACA/ACH Models

The ACA and ACH are air-cooled condensing units designed for vehicles and other applications. In vehicular installations, the condensing unit is normally mounted on the undercarriage, with refrigerant lines connecting to cooling/heating units inside the vehicle. Both reverse-cycle heat pump and cooling only models are available. All units are 14,000 Btu/hr. Units are available in 115V, single phase, 60 Hz, or 230V, single phase, 50/60 Hz power.

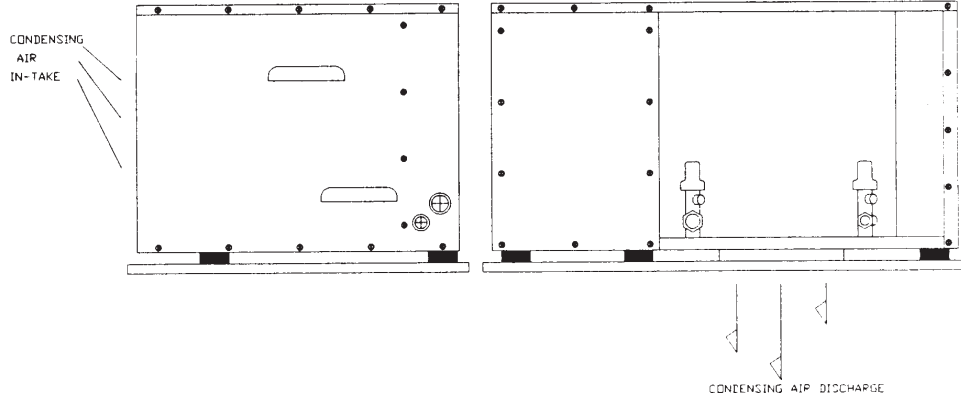
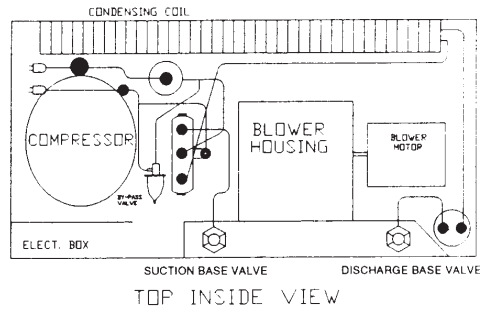
Each condensing unit consists of a refrigerant condenser, compressor and associated electrical and mechanical components in an aluminum enclosure. Refrigerant connections are conveniently located on the front of the unit. Blower-type units pull air in through the coil in back and discharge it through the bottom or front of the unit. Fan-type units take their air in the front and push it through the coil in back.

**Cruisair**<sup>®</sup>  
Chill Out In Style

## Features

- 14,000 Btu air-cooled condensing units
- UL models available
- Blower or fan airflow
- R-22 refrigerant
- 115V 60 Hz and 230V 50/60 Hz models available

**Model Shown  
ACH-14B  
Bottom Discharge**



**TECHNICAL SPECIFICATIONS**

Model	Capacity Btu/hr	Voltage VAC	Freq. Hz	Full-Load Amps	Locked Rotor Amps	Starting Amps	Length		Depth		Height		Weight		Nom. Airflow		UL Listed	Air Discharge	Discharge Direction	Reverse Cycle
							in	mm	in	mm	in	mm	lb	kg	CFM	CMH				
ACA14U	14,000	115	60	16	78	40	25.5	647	18.0	457	14.25	361	97	43.6	495	840	Yes	Fan	Back	No
ACA14BU	14,000	115	60	16	78	40	25.5	647	18.0	457	14.25	361	101	45.5	564	948	Yes	Blower	Bottom	No
ACA14BS	14,000	115	60	16	78	40	25.5	647	18.0	457	14.25	361	101	45.5	564	948	No	Blower	Bottom	No
ACA14BC	14,000	230	50/60	9	50	23	25.5	647	18.0	457	14.25	361	97	43.6	495	840	No	Fan	Back	No
ACA14BSCK	14,000	230	50	9	50	23	25.5	647	18.0	457	14.25	361	101	45.5	564	984	No	Fan	Back	No
ACA14HBC	14,000	230	50/60	9	36	23	25.5	647	18.0	457	14.25	361	101	45.5	564	984	No	Blower	Front	Yes
ACA14HBS	14,000	115	60	16	78	40	25.5	647	18.0	457	14.25	361	101	45.5	564	948	No	Blower	Front	No
ACH14B	14,000	115	60	16	78	40	25.5	647	18.0	457	14.25	361	101	45.5	564	948	No	Blower	Bottom	Yes
ACH14BU	14,000	115	60	16	78	40	25.5	647	18.0	457	14.25	361	101	45.5	564	948	Yes	Blower	Bottom	Yes
ACH14BC	14,000	230	50/60	9	36	23	25.5	647	18.0	457	14.25	361	101	45.5	564	984	No	Blower	Bottom	Yes
ACH14BCK	14,000	230	50	9	50	23	25.5	647	18.0	457	14.25	361	101	45.5	564	984	No	Blower	Bottom	Yes
ACH14HB	14,000	115	60	16	78	40	25.5	647	18.0	457	14.25	361	101	45.5	564	948	No	Blower	Front	Yes

**INTERPRETING MODEL NUMBERS**

